

# Homework Week 1

1. **Writing** Practice writing the letter "Dd" using the examples to correctly form each letter. Start at the top of the line for each letter. Don't forget to use one finger space between each letter.
2. **Alphabet Letters** Follow the directions to find all of the lower-case letters on the page. How many lower-case letters are in your first name? How many in your last name? How many capitals in your first and last name?
3. **Rhyming Words** Follow the directions given on the paper. Cut out the pictures and glue each picture in the correct space on the pumpkin.
4. **Spooky Shapes** Color all of the rectangles orange and all of the triangles purple.
5. **Writing Numbers** Complete each page using your best writing to form each number. Follow the arrows to correctly form each number.





# October Homework Ideas

\*Follow simple one and two step directions.

\*Counting/writing numbers to 30 (work towards 100!)

\*Counting objects (change, small candies, nuts, crayons, etc.)

\*Tying shoes

\*Letter name/sounds [www.starfall.com](http://www.starfall.com) is a great website for lots of different skills. Kids love to play the games and it's a terrific way to practice!

\*Writing letters of the alphabet correctly.

\*Beginning sounds of words/objects

\*Concepts of Print---identifying parts of a book--front and back cover, title, title page, author, punctuation (period, question mark, exclamation marks.)

\*Address and phone number.

\*Writing their name beginning with a capital letter and writing the rest using lower-case letters (try last name also.)


\*

**READ, READ, READ!** Ask your child to follow along (track) and point out the words as you read them aloud. See if she/she can identify letters or words.

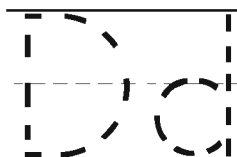
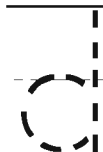
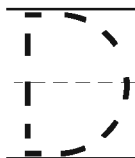
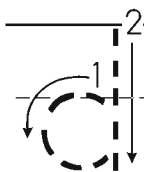
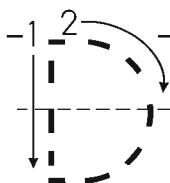


Name \_\_\_\_\_

# Dd



Duck duck



Name \_\_\_\_\_



# Alphabet Letters

Read each letter and draw a circle around each lower-case letter.



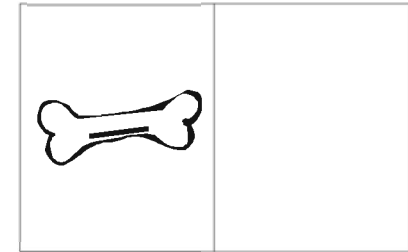
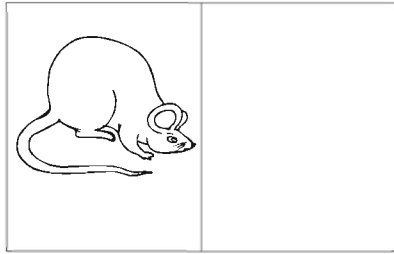


T	W	z	B	J	I	Q	s	U
A	m	D	g	H	L	o	M	
Z	v	d	R	F	a	N	c	X
k	z	Y	p	j	G	u	e	

Extra Practice-- Ask your child to identify the sound that each letter makes. Also, ask your child to identify the names and sounds of letters when reading books.

Name \_\_\_\_\_

Color and cut out the pictures at the bottom of the page. Match the pictures and glue.

# Rhyming Words




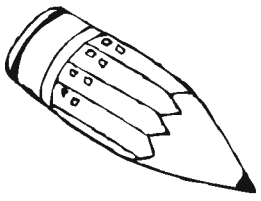
# Spooky Shapes

Name \_\_\_\_\_

Color it purple.

Color it orange

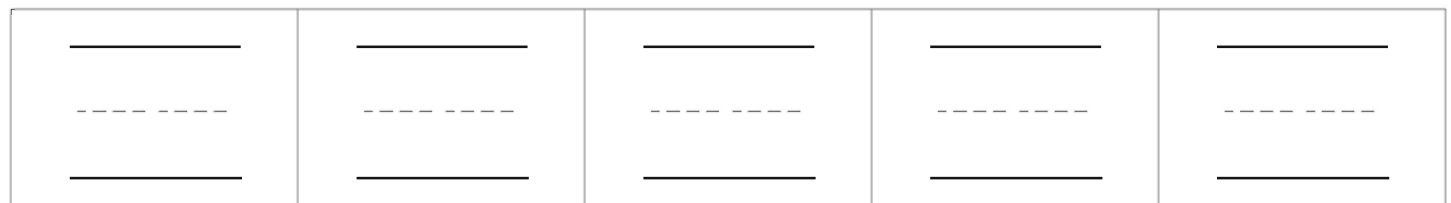
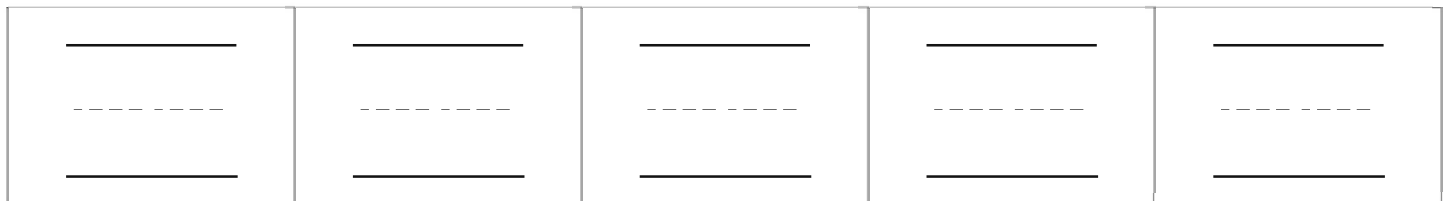
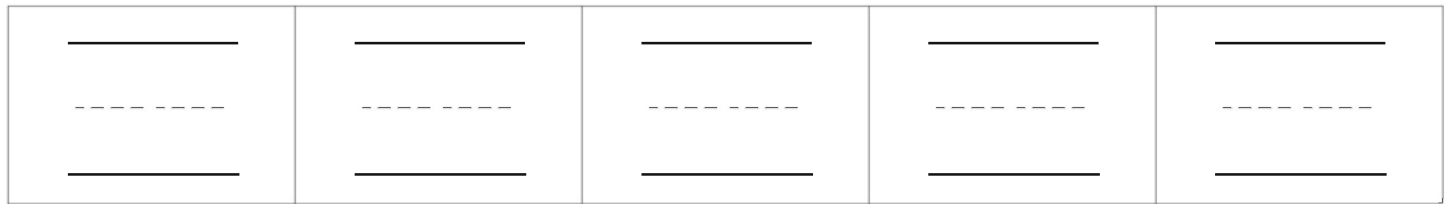
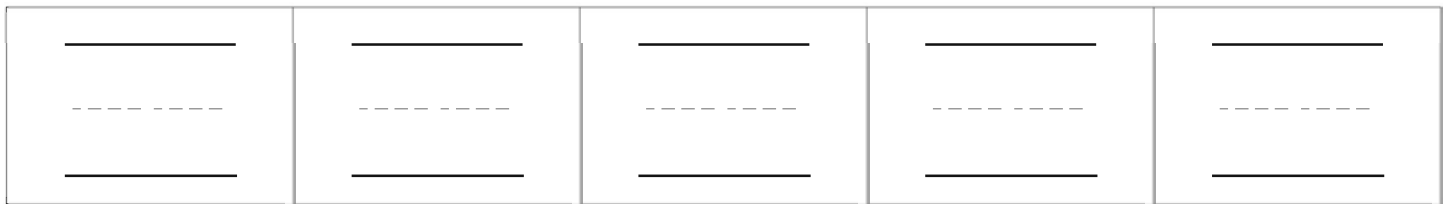
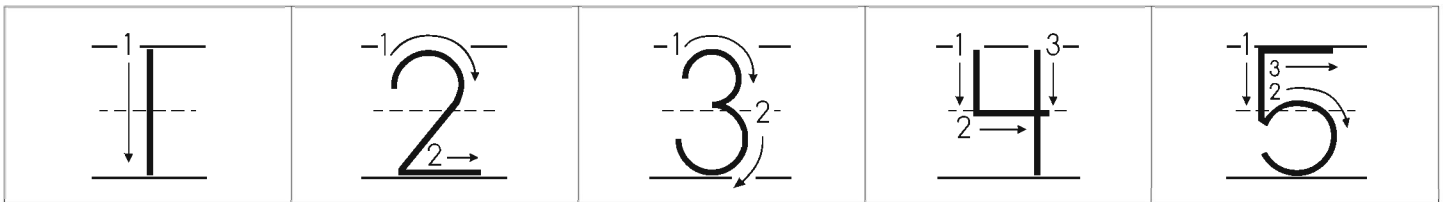
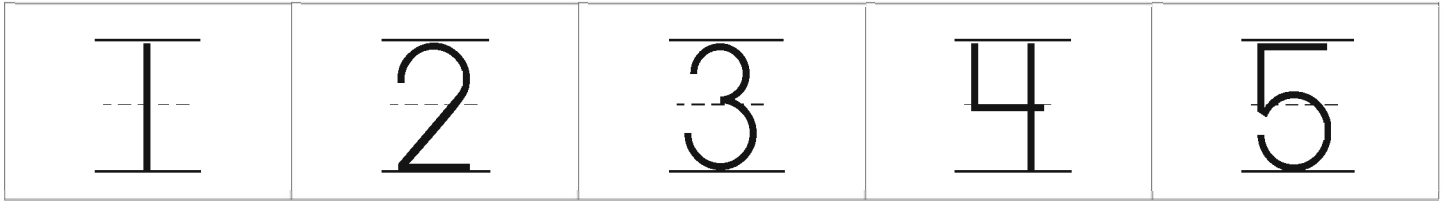


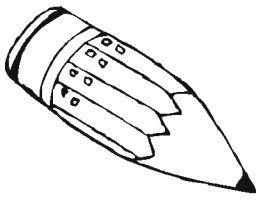


Name \_\_\_\_\_

# Numbers 1-5

Trace and write the numbers 1-5





Name \_\_\_\_\_

# Numbers 6-10

Trace and write the numbers 6-10

