



April Homework


Week 1

1. **“Writing Numbers 1-5”** Use correct spacing to write each number. Remember to start at the top of the line for each number and do your best job!
2. **“High Frequency Words”** Attached are two lists of the 50 most commonly used words. There is also a paper with ideas on helping your child master these words. Please work on mastery of the first 25 words first. Choose any of the ideas on the list to work with your child to practice the words.
3. **“Bingo”** Use the Bingo card to practice these words. Copy the words on small pieces of paper to use for calling the words. These words can be put in a bowl or paper bag and picked to play the game.
4. **“High Frequency Words Writing”** Use as many of the words from the high frequency word list that your child is working on to write sentences. It might help to write all of these words on flashcards and have your child read to make the sentences. Other words that are not on the list can be used to write the sentences if needed.
5. **“My Favorite Book”** You may assist your child in completing this page. Please stress the order of the story when reading with your child. Ask your child what happened at the beginning of the story, middle and ending.
6. **“Number Words”** Connect the number words to the correct number by drawing a string for each balloon.
7. **“Shapes Around the House”** Ask your child if he/she can find any octagons around your house. Ask him/her if they know of where they might find this shape on the streets! Color all of the octagons on the page.



Name _____

Writing Numbers 1 to 5



1

2

3

4

5

1 2

3 4

5

Mastering the High Frequency Words

The attached list of words include the top 50 most commonly used words. Even though the English language contains millions of words, more than 50% of all text uses these common words. These words are often difficult for beginning readers because many are considered phonetically irregular and cannot be "sounded out." Many of them tend to be abstract and have no visual clues or easily understood definitions. But, these words are so important because of how frequently they are used.

In order to become a fluent reader, it is important for students to memorize these words. Lots of practice is encouraged to help students learn the words. Listed below are a few ways to help your child master the words.

1. Practice the words on the list each day. One idea is to put all of the words on a paper and post them on the wall or refrigerator. It is helpful to introduce a few words (6-8 words per week.) It might help your child to teach the words that are in phonetic groups such as (this, that, the those, etc.) When one words is considered "mastered," check off the word. For mastery, your child should be able to read the word without having to take time to decode or be able to write the word without seeing the word.
2. Play games with the words such as memory. Make two sets of cards and see if your child can match the words.
3. Play word detective and see how many of these words your child can find in his/her favorite book.
4. Use a highlighter and mark the high frequency words in any old magazine or newspaper.
5. Use plastic letters, magnetic letters to make these words on the refrigerator or on the back of an old cookie sheet.
6. Encourage your child to write these words in simple sentences such as "I like to _____. or We can go to _____.
7. Put words on flashcards and play games each day using the flashcards.
8. Hand your child a few of the flashcards and see if he/she can make a sentence using any of the words.
9. Be creative and find simple, fun activities that will give your child daily practice with the high frequency words.

Name _____

Top 50 High Frequency Words

1. the
2. to
3. and
4. he
5. a
6. I
7. you
8. it
9. of
10. in
11. was
12. said
13. his
14. that
15. she
16. for
17. on
18. they
19. but
20. had
21. at
22. him
23. with
24. up
25. all
26. look
27. is
28. her
29. there
30. some
31. out
32. as
33. be
34. have
35. go
36. we
37. am
38. then
39. little
40. down
41. do
42. can
43. could
44. when
45. did
46. what
47. so
48. see
49. not
50. were

High Frequency Words 1-25 List

all	for	to	she	the
that	up	his	I	said
with	was	Bingo	him	in
at	of	had	it	he
but	you	they	and	on

High Frequency Words 26-50

down	her	little	were	not
then	see	am	look	so
we	what	BINGO	go	did
have	when	be	as	could
out	can	some	do	there

Name _____

Using High Frequency Words

Write four sentences using as many of the high frequency as you can.

1. _____

2. _____

3. _____

4. _____

Name _____

My Favorite Book



1. My favorite book is _____
_____.

2. The author of the book is _____
_____.

3. This is what happened at the beginning of the
book: _____
_____.

3. In the middle of the book: _____
_____.

4. At the end of the book: _____
_____.

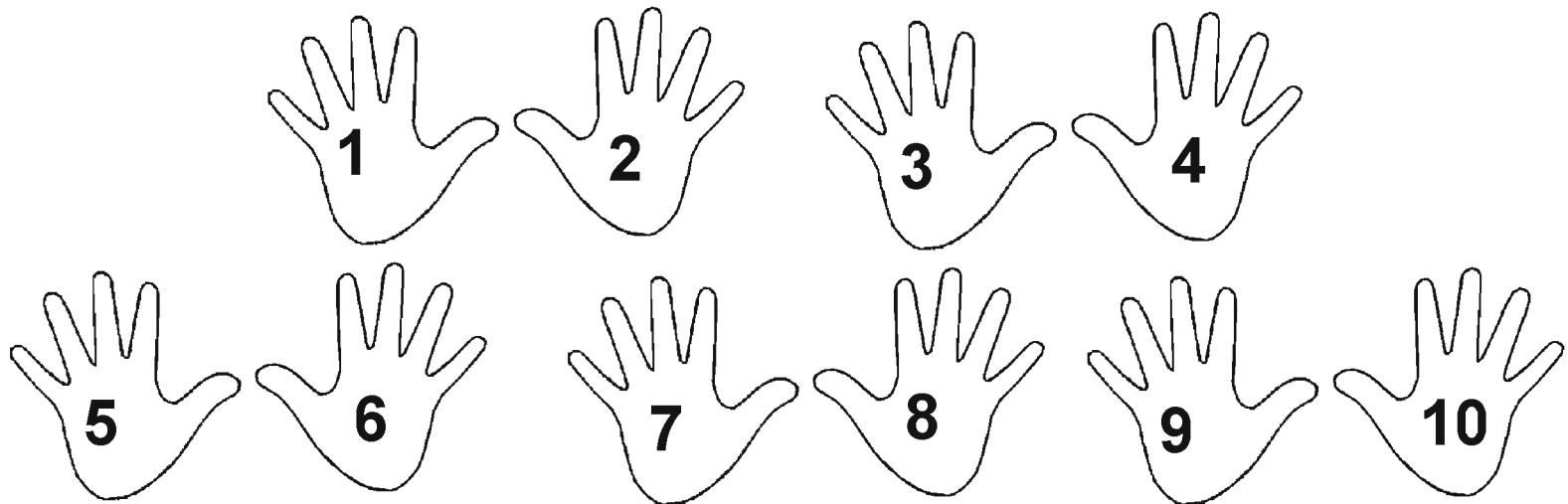
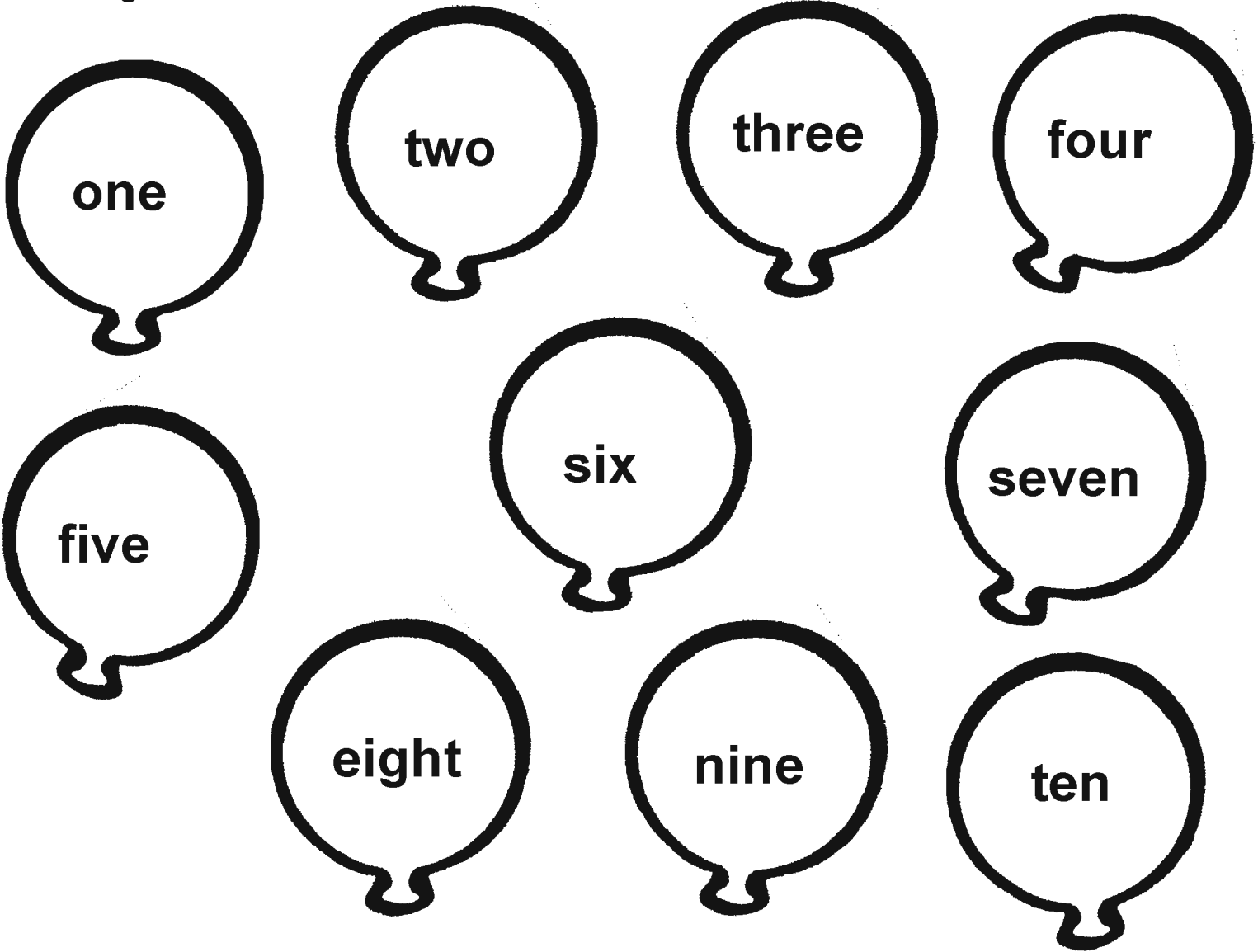
5. The best part of the book was: _____
_____.

6. On the back of the paper, draw a picture of your favorite part
of the book.

Name _____

Number Words

Draw a string to connect the correct number word to the correct matching number (hand.)



Name _____

Shapes Around the House

Color all of the octagons. Can you name all of the shapes?

